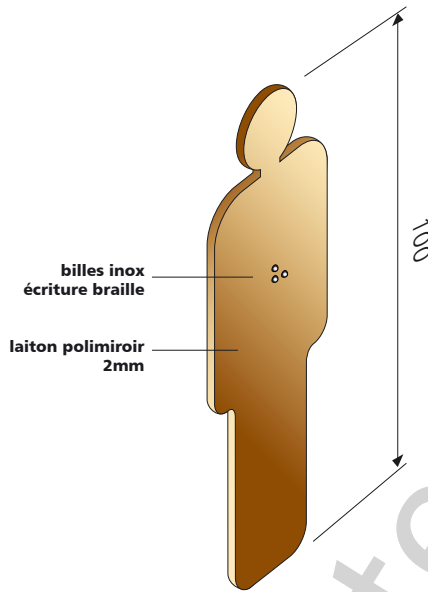


mode d'emploi

fixation

- scellement chimique.
- collage sans perçage.

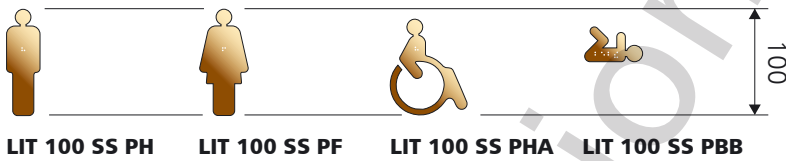
fixation par perçage en option
douille M4 soudée



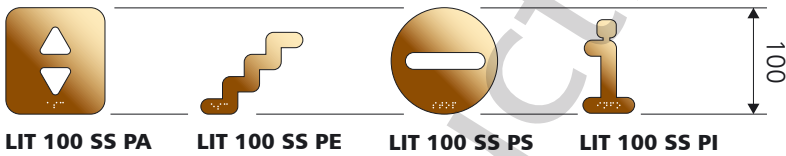
fiche
technique
LIT100P LP
h100xd2 mm



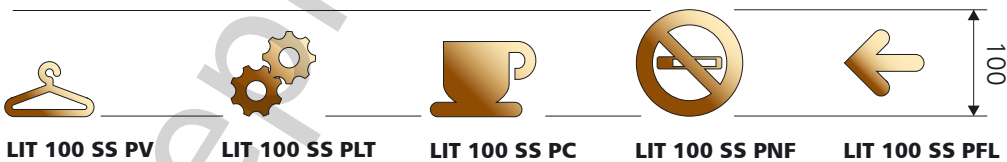
plans



vue de face
pictogrammes avec braille



vue de face
pictogrammes complementaires



finitions

standards

laiton polimiroir

braille / langues

fiche
technique

LIT100P

braille

h100xd2 mm



LIT 100 PH

fr

⠠h

(homme)

es

⠠h

(hombre)

en

⠠m

(male)



LIT 100 PF

⠠f

(femme)

⠠m

(mujer)

⠠f

(female)



LIT 100 PHA

⠠h

(handicapé)

⠠d

(discapacitado)

⠠d

(disabled)



LIT 100 PBB

⠠b ⠠b ⠠b

(bébé)

⠠b ⠠b ⠠b

(bebé)

⠠b ⠠b ⠠b

(baby)



LIT 100 PA

⠠a ⠠s ⠠c

(asc)

⠠a ⠠s ⠠c

(asc)

⠠l ⠠i ⠠f ⠠t

(lift)



LIT 100 PE

⠠e ⠠s ⠠c

(esc)

⠠e ⠠s ⠠c

(esc)

⠠s ⠠t ⠠e ⠠p

(step)



LIT 100 PS

⠠s ⠠t ⠠o ⠠p

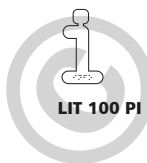
(stop)

⠠s ⠠t ⠠o ⠠p

(stop)

⠠s ⠠t ⠠o ⠠p

(stop)



LIT 100 PI

⠠i ⠠n ⠠f ⠠o

(info)

⠠i ⠠n ⠠f ⠠o

(info)

⠠i ⠠n ⠠f ⠠o

(info)